







		%	RX	pH	ETIOLOGY	IMAGE
CALCIUM	CALCIUM OXALATE MONOHYDRATE (Whewellite) Type I	55%	Opaque 1700-1800 UH	N	DIETARY hyperoxaluria Low ratio Ca/oxa Randall's plaque	
	CALCIUM OXALATE DIHYDRATE (Weddellite) Type II	18%	Opaque 1400-2000 UH	N	Hypercalciuria High ratio Ca/Oxa Randall's plaque	
URIC ACID	URIC ACID Type III	8%	Lucent 200-450 UH	↓	Hyperuricosuria Low pH Type II Diabetes Urinary stasis	
	STRUVITE (Magnesium ammonium phosphate) Type IVc	4%	Opaque 600-900 UH	↑	Urinary tract infection, urea-splitting bacteria	
CALCIUM	BRUSHITE (Dicalcium phosphate dihydrate) Type IVd	3%	Opaque 1700-2800 UH	↑	Hypercalciuria Hyperparathyroidism Medullary sponge kid.	
	CARBAPATITE (Carbonated apatite, calcium Phosphate) Type IVa	11%	Opaque 1200-1600 UH	↑	Hypercalciuria Urinary tract infection Renal Tubular acidosis Sjogren Syndrome	
AMINOAC	Cystine Type V	<1%	Relatively lucent 600-1100 UH	↓	Cystinuria (AR disease)	